

Profile of the English-Speaking Community in

Montréalégie-West

2024



Acknowledgements

This document was produced in collaboration with the MWCN. Research support was provided by Mary Richardson and Victoria Rocke. The data was drawn from the 2021 Census data taken by Statistics Canada.

This initiative was funded by:

**Secrétariat aux relations
avec les Québécois
d'expression anglaise**

Québec 

This initiative was supported by:



Table of Contents

1 Method and Purpose

3 English-Speaking
Population

6 Income

7 Education

8 Labour Force Activity

9 Mobility

10 Visible Minorities

12 Household Living
Arrangements

13 MWCN's Objectives for
Different Age Groups

14 Age Groups

18 Summary

Method

This data is taken from the 2021 Census of Canada.

This profile uses the First Official Language Spoken (FOLS) definition with multiple responses proportionally distributed among declared languages.

First Official Language Spoken is derived from three Census questions regarding knowledge of official languages, mother tongue, and language spoken at home. Responses indicating both languages are divided equally among English-speaking and French-speaking categories.

Purpose of the document



Build knowledge on the regional English-speaking population



Support programming to respond to needs



Inform decision-making in allocating resources (time, money, human resources)



MWCN

Founded in 1999, MWCN has five offices throughout the region. Working with their Montérégie-West communities, MWCN provides information and resources to promote improved access to health and social services for everyone. They also organize:

- Workshops
- Exercise programs
- Inter-generational support
- Community-building through excursions, forums, and social events
- Life-long learning
- Volunteer support, recruitment, and recognition

MWCN collaborates with the Kahnawake community and has produced the Kahnawake Heritage booklet to offer more insights into their culturally diverse community.

Employability

MWCN refers job seekers to partners and hosts community events.

Youth Mental Health Services

MWCN targets ages 16-35, offering diverse support in high schools and adult education, including pet therapy.

Bright Beginnings / HEY

The Bright Beginnings Program supports English-speaking families, and youth between the ages of 0-17 in Quebec.

Healthy Early Years (HEY) helps to increase the knowledge of early childhood development up to the age of six.

Vision

To develop a strong and vibrant English-speaking community in Montérégie West.

Mission

Bring together individuals, community groups, public organizations, professionals, and businesses.

Form partnerships and bonds within the Montérégie West community and with its neighbors.

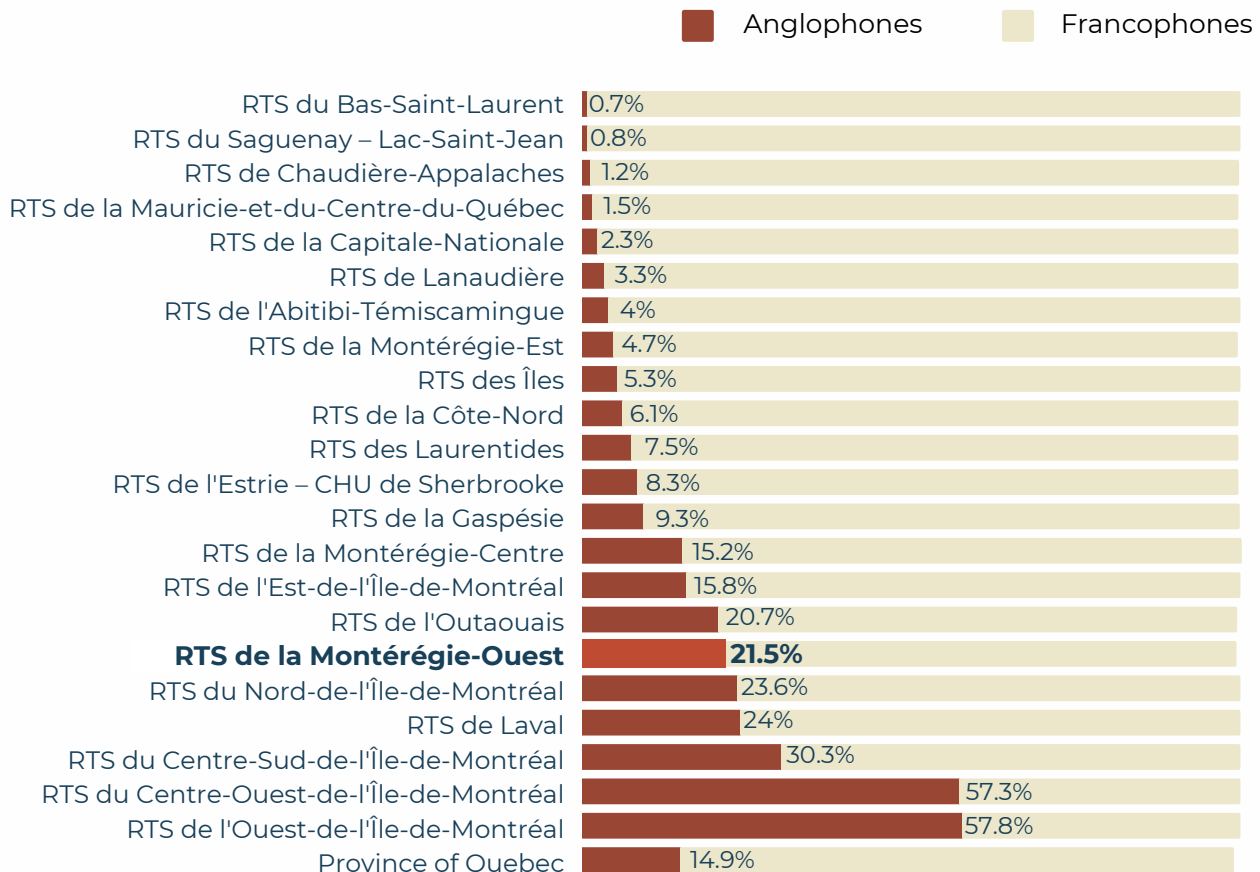
Encourage lifelong learning for everyone from the youth to the elderly.

Provide information and resources to promote improved access to health and social services for all.

English-Speakers in Quebec

There are over one million (1,253,580) individuals living in Quebec whose first official language is English (an increase of 155,655 since 2016).

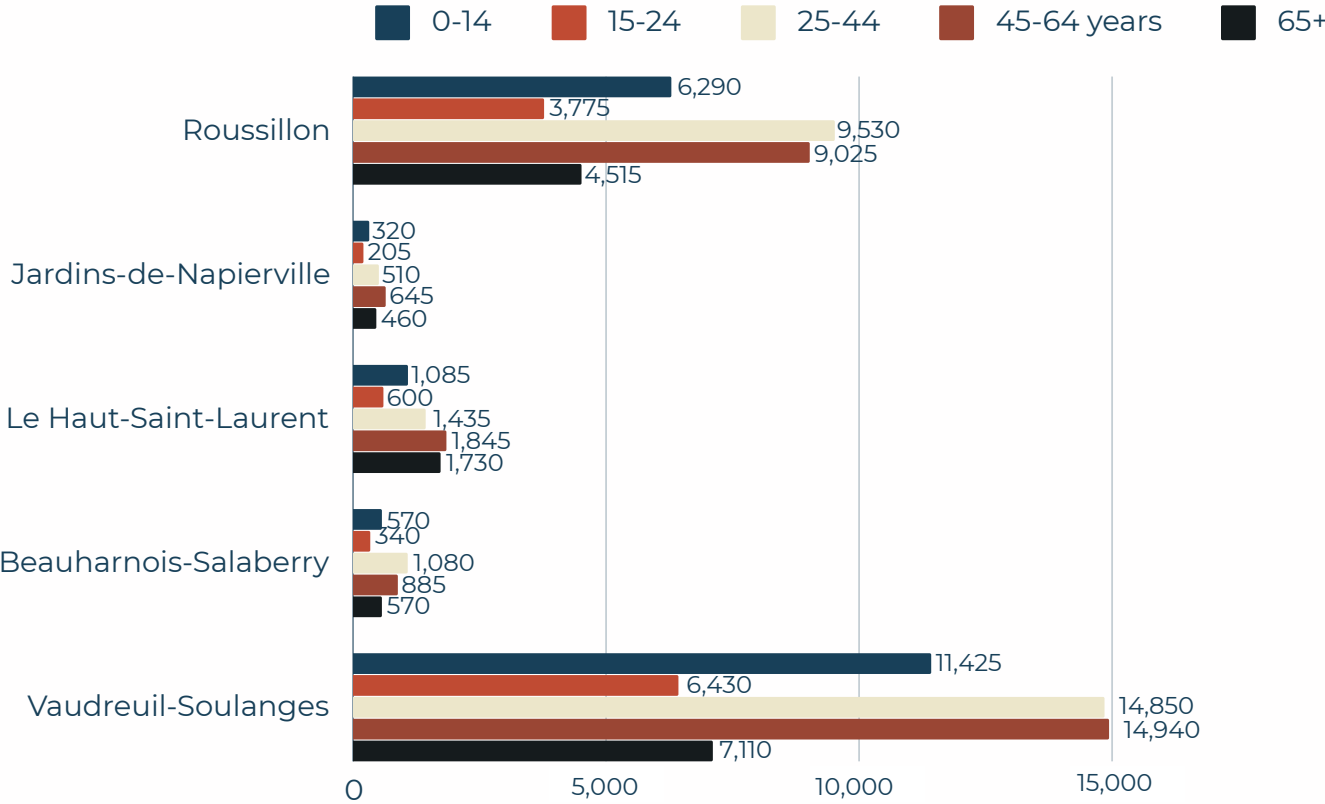
Quebec's English-speaking communities comprise 14.9% of the Quebec population (almost one percent more than in 2016).



English-Speaking Population

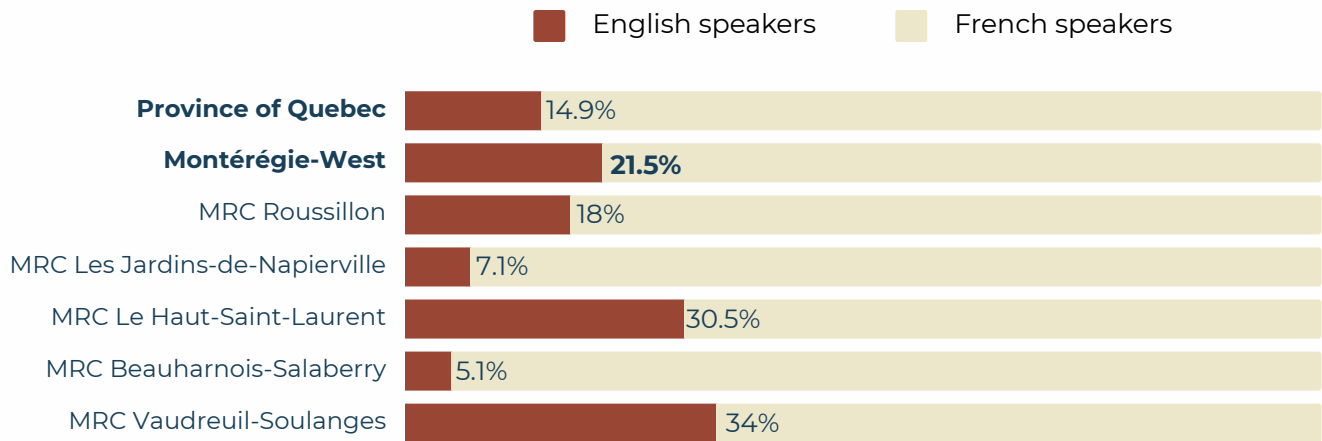
Most of the English-speaking population in the MRCs covered by MWCN is located in Roussillon and Vaudreuil-Soulanges. While the age groups are relatively balanced in Jardins-de-Napierville, Le Haut-Saint-Laurent and Beauharnois-Salaberry, in Roussillon and Vaudreuil-Soulanges, the 24-44 and 45-64 age groups are very large.

Age distribution of English speakers by MRC



English-Speaking Population

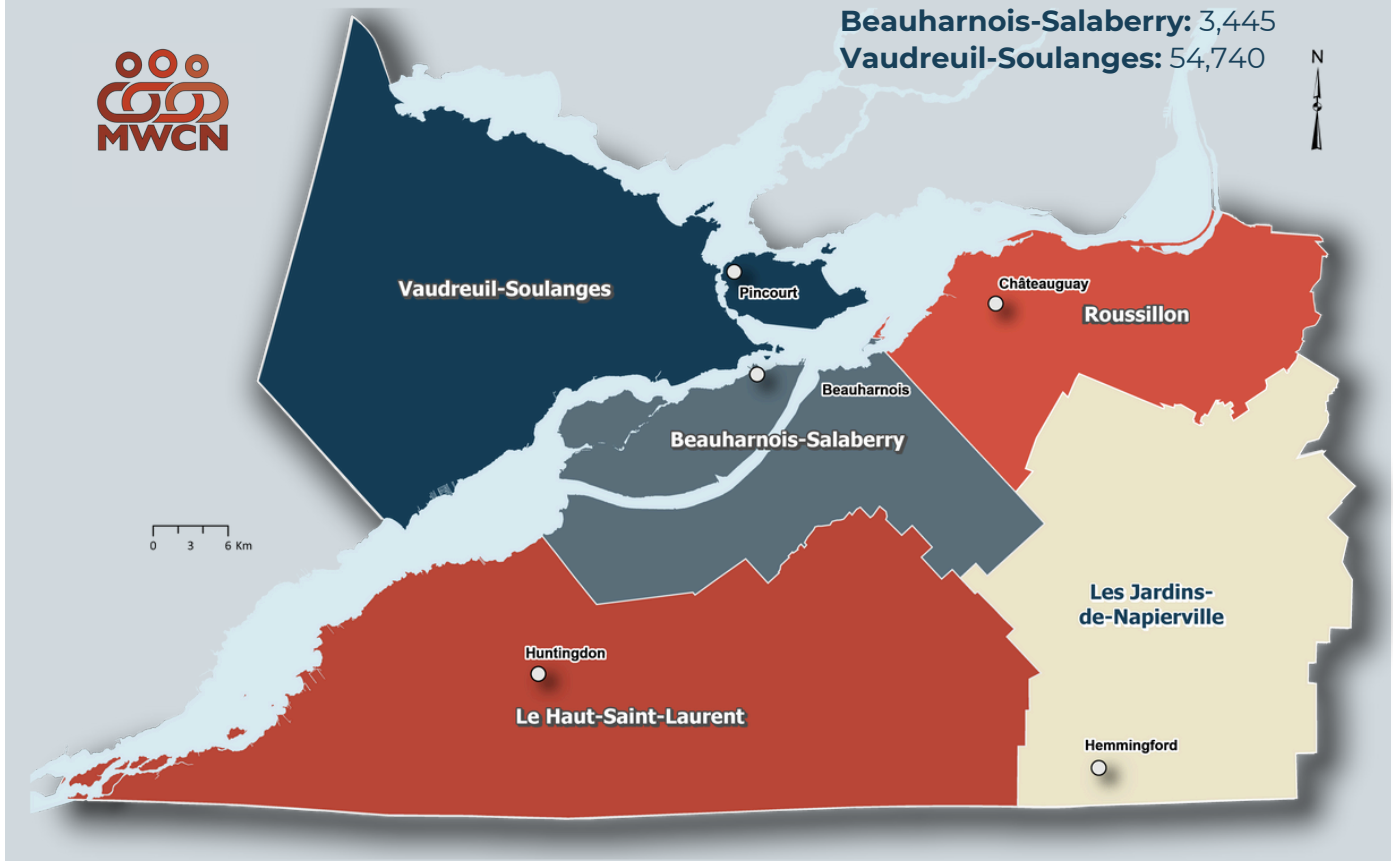
Proportion of English and French speakers (FOLS) by Province, Region and MRC



MWCN covers a total of 100,150 English speakers in the Montérégie-West.

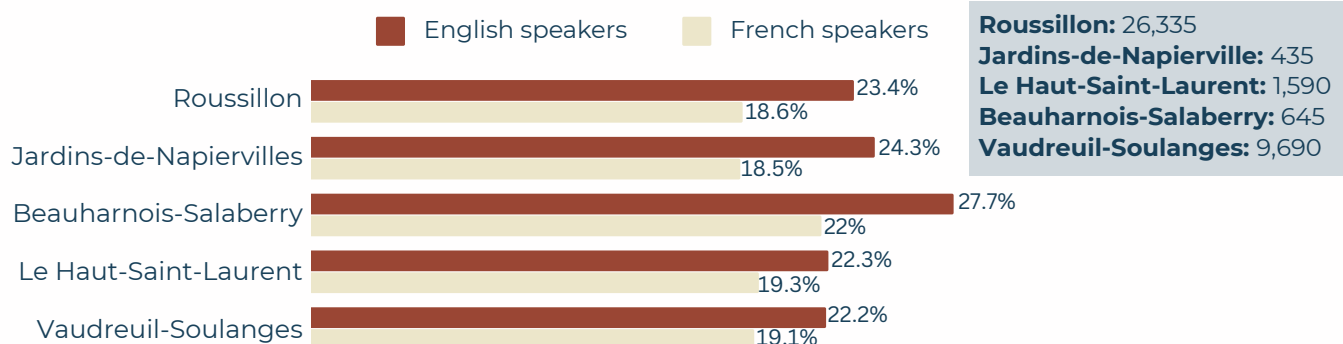
This is how they are distributed through the MRCs:

- Roussillon:** 33,125
- Les Jardins-de-Napierville:** 2,145
- Le Haut-Saint-Laurent:** 6,695
- Beauharnois-Salaberry:** 3,445
- Vaudreuil-Soulanges:** 54,740

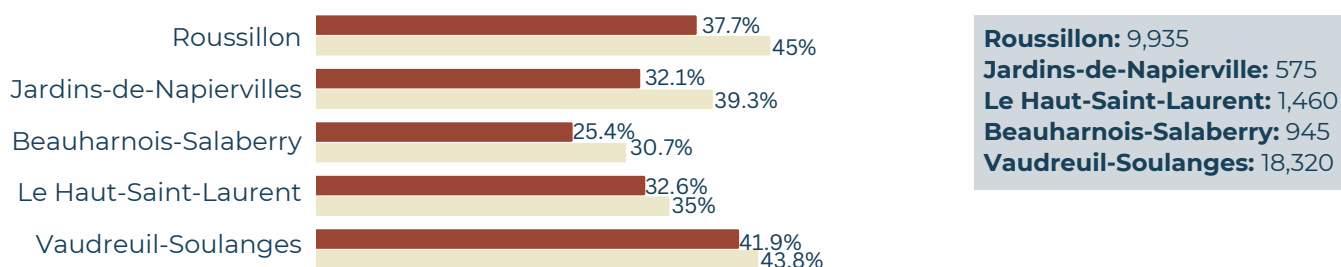


Income

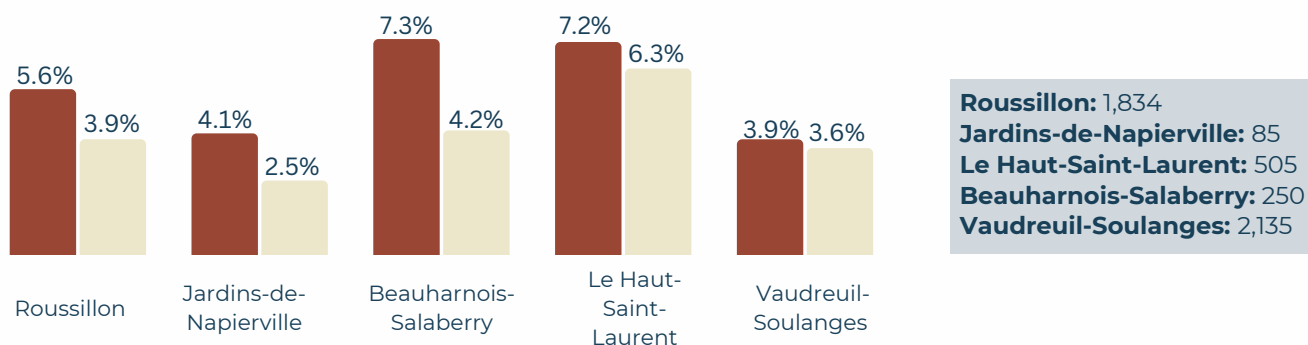
English and French speakers earning less than \$20,000



English and French speakers earning \$50,000 or more



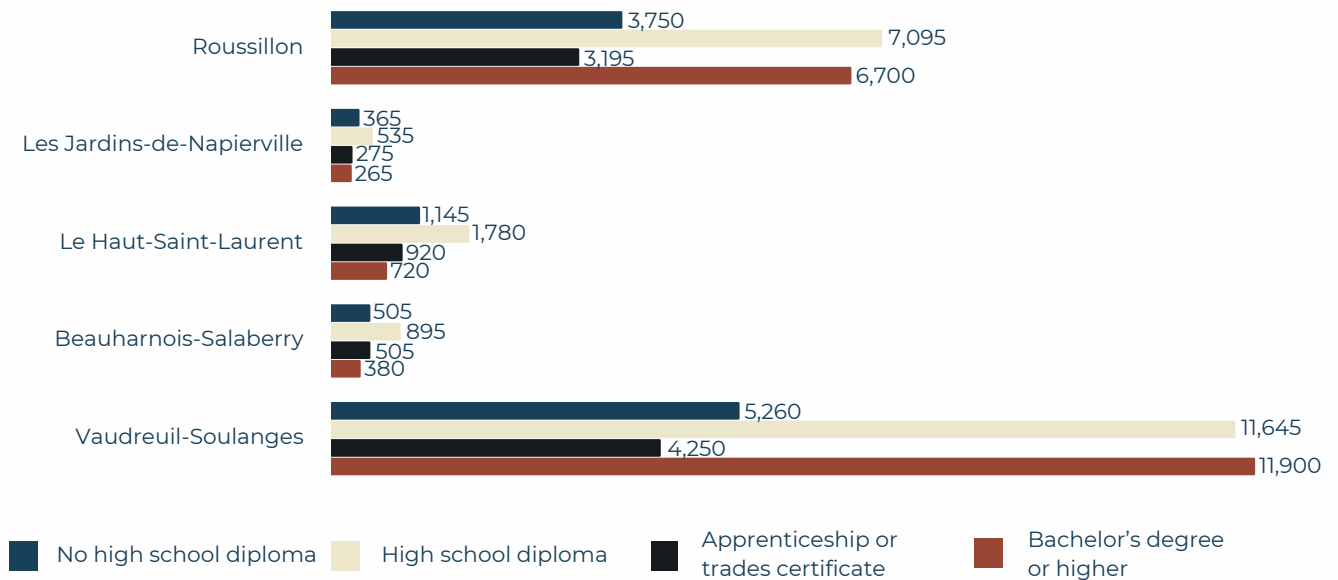
English and French speakers living under the LICO



English speakers are more likely to be earning lower incomes and less likely to be making \$50,000 a year or more than French speakers in all of the five MRCs in the Montérégie-West region.

Education

Educational Attainment for English speakers by MRC

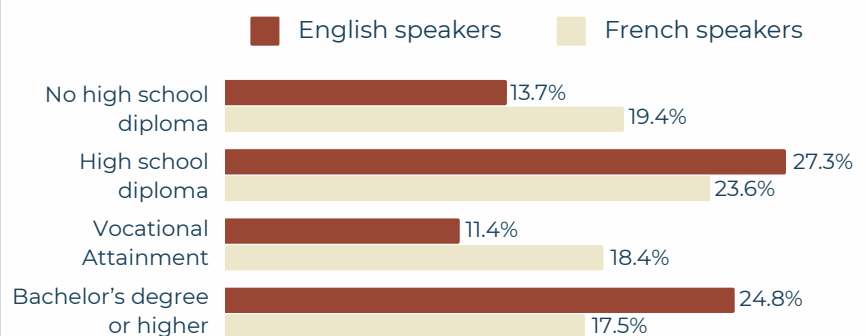


Roussillon and Vaudreuil-Soulanges have the highest numbers of high school attainment and Bachelor's degree or higher.



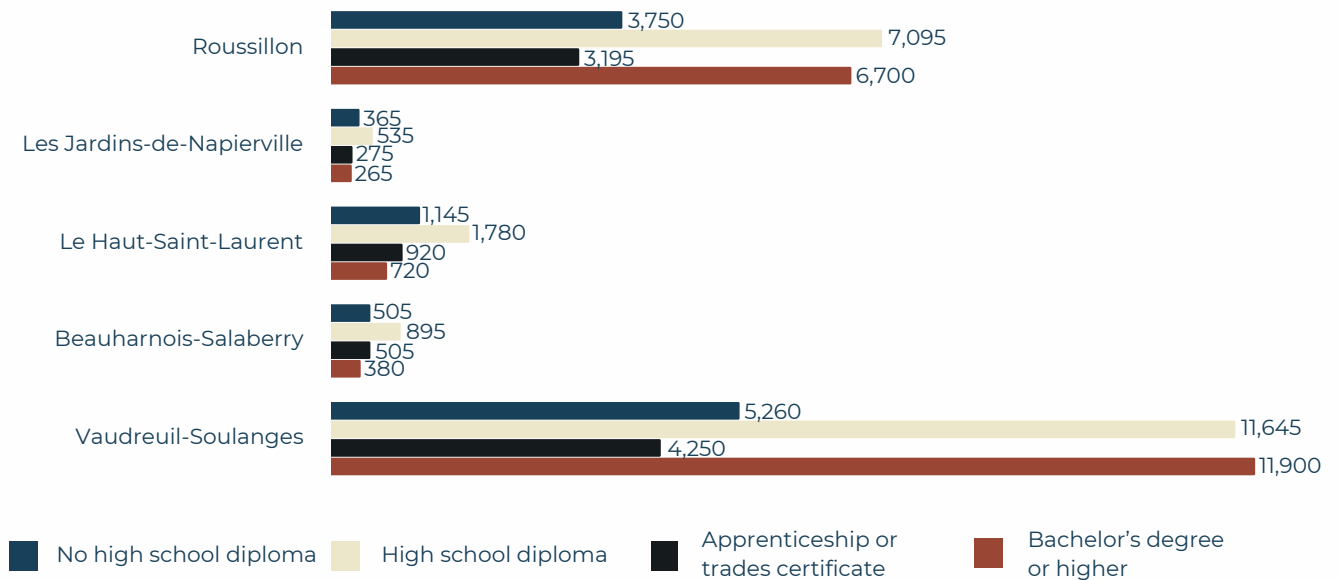
English speakers in Montérégie-West are much more likely to have a bachelor's degree and a high school diploma than French speakers.

Educational attainment in Montérégie-West



Education

Educational Attainment for English speakers by MRC

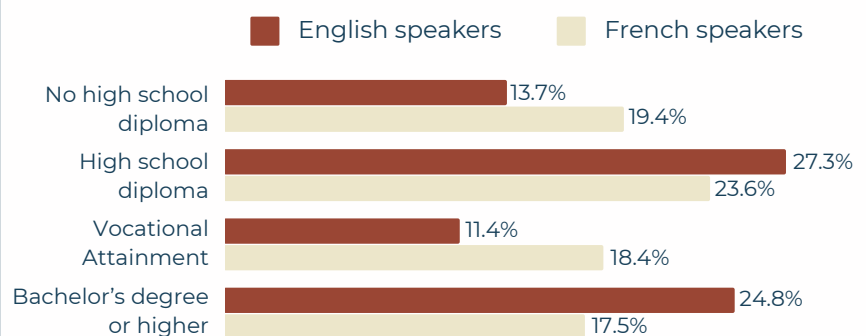


Roussillon and Vaudreuil-Soulanges have the highest numbers of high school attainment and bachelor's degree or higher.



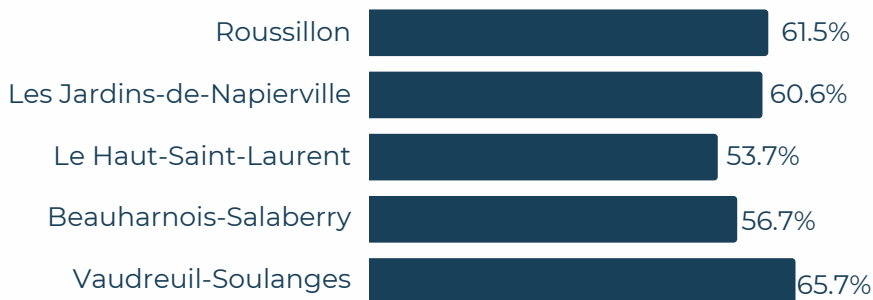
English speakers in Montérégie-West are much more likely to have a bachelor's degree and a high school diploma than French speakers.

Educational attainment in Montérégie-West



Labour Force Activity

Employment rate for English speakers by MRC



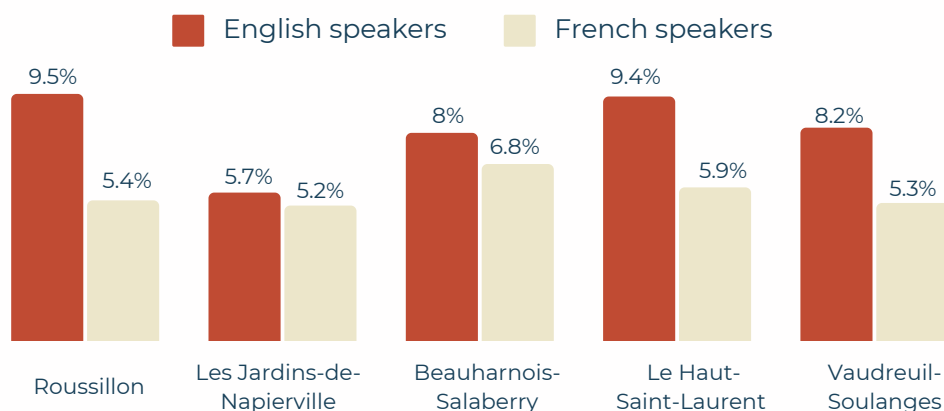
Employment rates for English speakers are slightly higher in the MRCs of Roussillon, Les Jardins-de-Napierville, and Vaudreuil-Soulanges.

Region	Employed*	Unemployed*
MRC Roussillon	16,205	1,705
MRC Les Jardins-de-Napierville	1,085	65
MRC Le Haut-Saint-Laurent	3,085	270
MRC Beauharnois-Salaberry	1,645	170
MRC Vaudreuil-Soulanges	28,705	2,550



The unemployment rates are much higher for English speakers than they are for French speakers in all MRCs except for Les Jardins-de-Napierville.

Unemployment rate by MRC



*An employed person can also include people who have a job but are not at work due to illness, disability, personal or family responsibilities, vacation or labour dispute.

Unemployed: people who would like to be employed but are not. This does not include people who are not looking for employment such as retirees and stay at home spouses. (Statistics Canada. Dictionary of Census population. (2021) <https://www12.statcan.gc.ca/census-recensement/2021/ref/dict/az/index-eng.cfm>)

Mobility*

Mobility is an important element in the cohesiveness and vitality of a community. The longer people live in a community, the more likely they are to contribute, volunteer and make connections with other members of the community.

English speakers that have moved** residences between 2016 and 2021

Region	Non-movers	Movers
MRC Roussillon	15,280	11,055
MRC Les Jardins-de-Napierville	1,195	605
MRC Le Haut-Saint-Laurent	3,960	1,790
MRC Beauharnois-Salaberry	1,315	1,595
MRC Vaudreuil-Soulanges	25,085	18,615

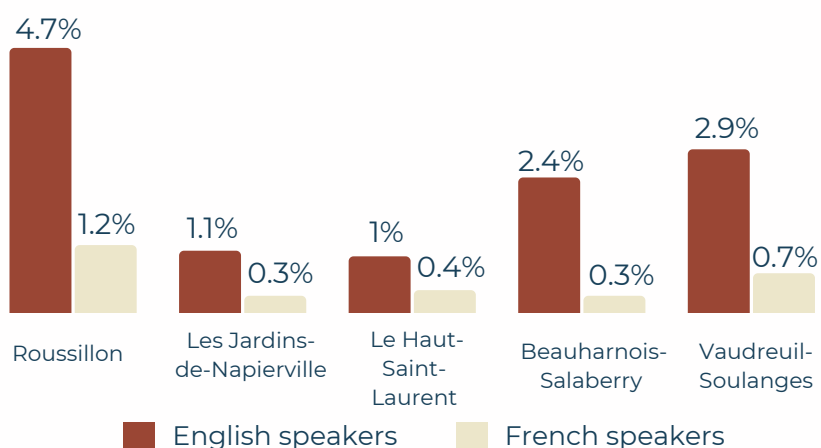
A large number of English speakers in these four MRCs moved between 2016 and 2021.

The English-speaking population has a much larger percentage of migrants from outside Canada than the French-speaking population has.

A total of **33,660** English speakers have moved between 2016 and 2021 in Montérégie-West.

Of these movers, **2,635** moved from outside Canada.

Migrants from outside Canada



*Mobility refers to people moving from one residence to another between May 10, 2016 and 2021.

**People who lived in the same residence between 2016 and 2021 are referred to as non-movers, and people who changed residences during this time are referred to as movers. This can be a move within or between municipalities, MRCs, administrative regions, provinces, or an international move.

Visible Minorities

Total visible minority population by MRC

MRC	Total visible minority population (15 years+)
Roussillon	8,575
Les Jardins-de-Napierville	140
Le Haut-Saint-Laurent	115
Beauharnois-Salaberry	405
Vaudreuil-Soulanges	10,565
TOTAL	19,800

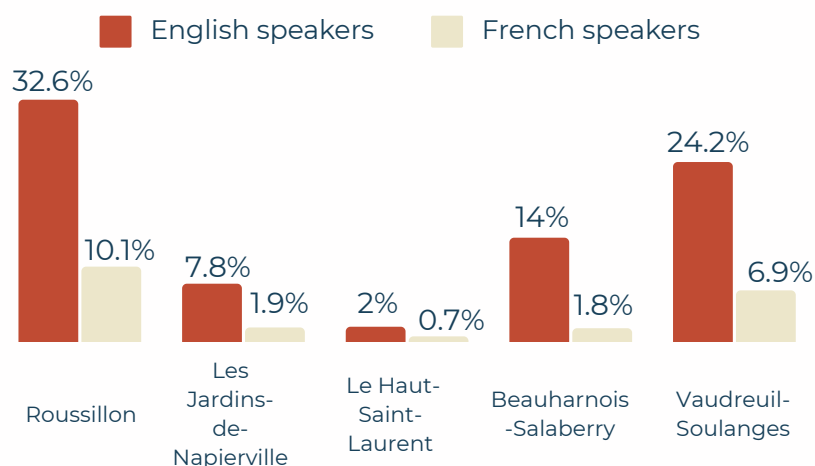


A total of **19,800** English speakers are visible minorities in Montérégie-West.

This accounts for 24.6% of the total English-speaking population in this region.

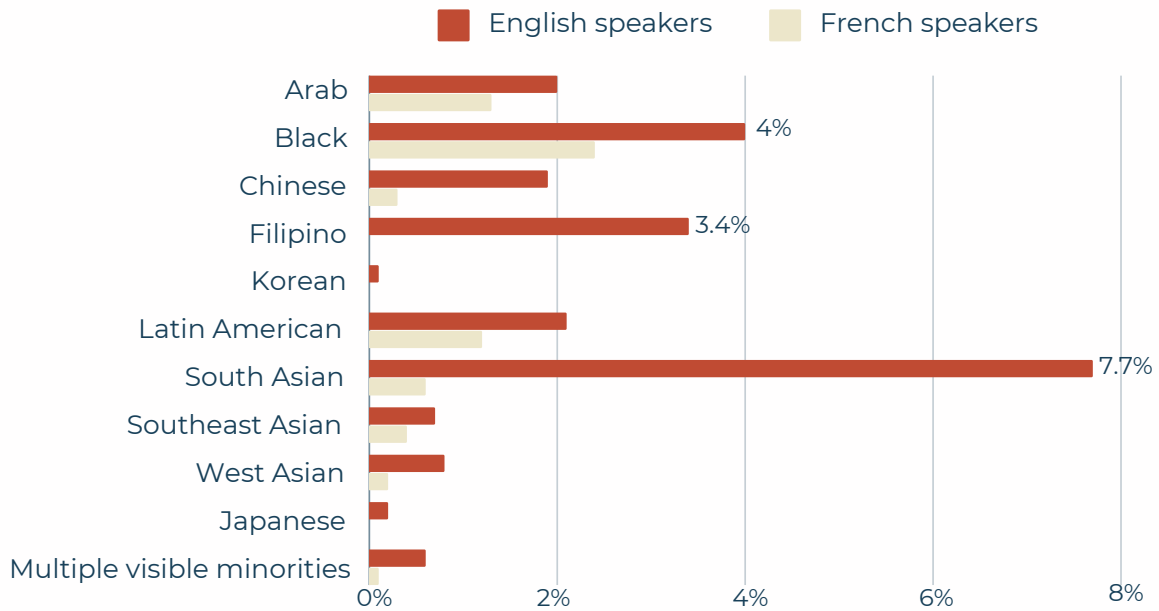
The proportion of visible minorities is much higher among English speakers than French speakers.

Proportion of visible minorities by language and MRC (15 years +)



Visible Minorities

First official language spoken by visible minority populations in Vaudreuil-Dorion



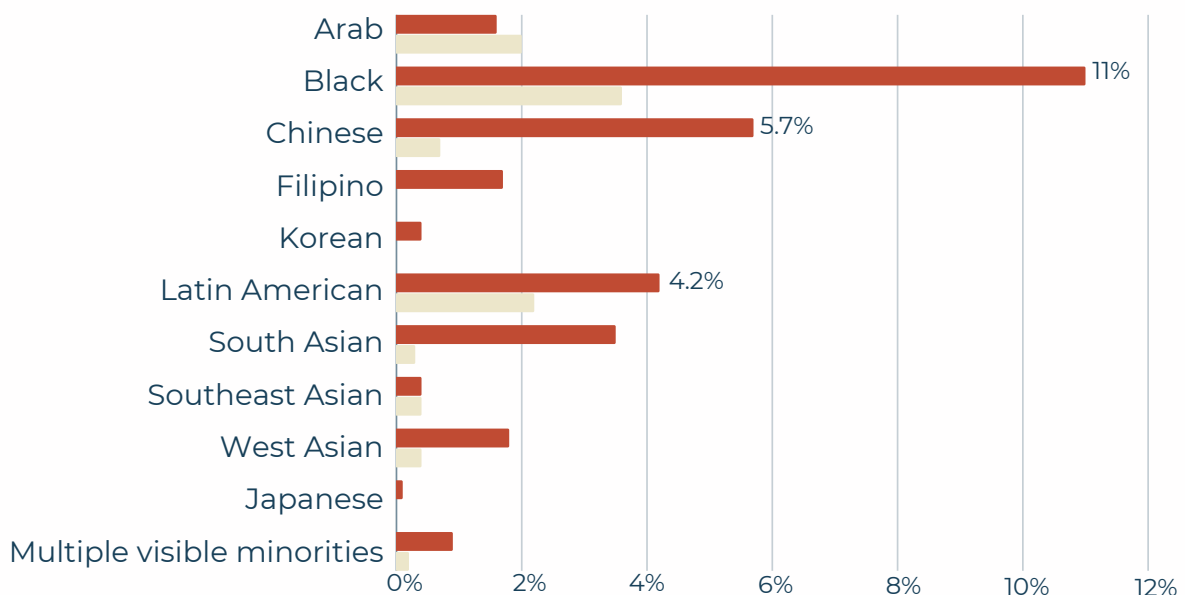
The top three minority groups in Vaudreuil-Dorion are:

South Asian: 3,360
Filipino: 1,475
Black: 1,740

The top three visible minority groups in Roussillon are:


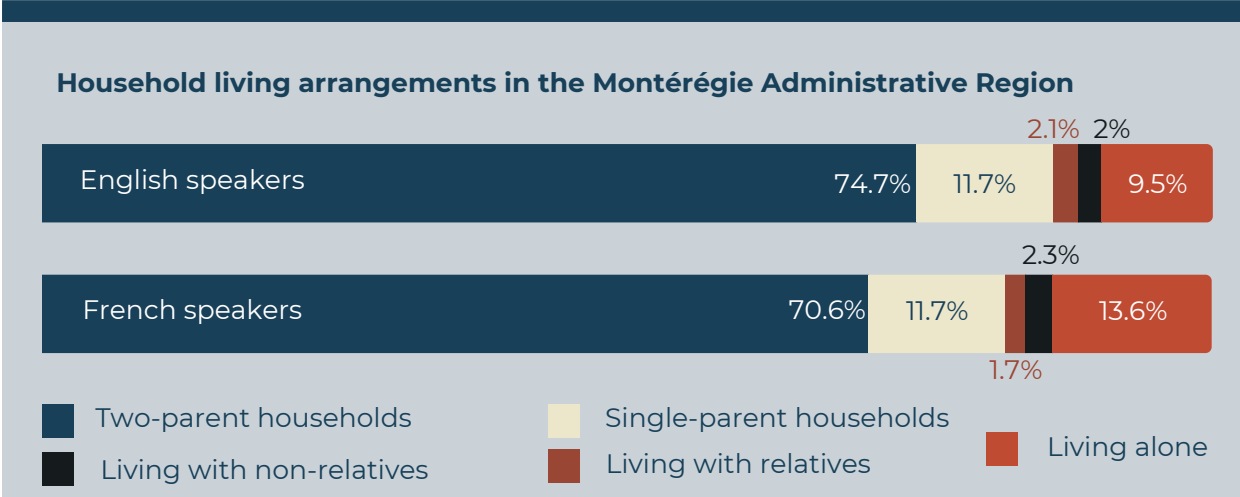
Black: 2,885
Chinese: 1,500
Latin American: 1,115

First official language spoken by visible minority populations in Roussillon



Household Living Arrangements

People living alone are more vulnerable as they lack the social support that is sometimes needed for certain activities because of disability, illness or aging (Pocock, 2023).



English speakers in the Montérégie administrative region are less likely to be living alone and more likely to be living in a two-parent household than French speakers.

There is a total of 8,825 English speakers living alone in Montérégie-West.

MWCN's Objectives for Different Age Groups in Montréalégie-West



Pre-schoolers
0-5 years

Encourage the development of preschoolers by fostering early literacy, preparing for school, and providing support for parents



Children
6-14 years

Assist children in embracing a healthy lifestyle, building resilience, and promoting a sense of belonging in school



Youth
15-24 years

Support youth in bilingualism, encourage social and linguistic integration, and promote education and employment opportunities.



Adults
25-64 years

Inspire adults to volunteer and engage in community development activities, including promoting employment and educational programs, as well as supporting caregivers.

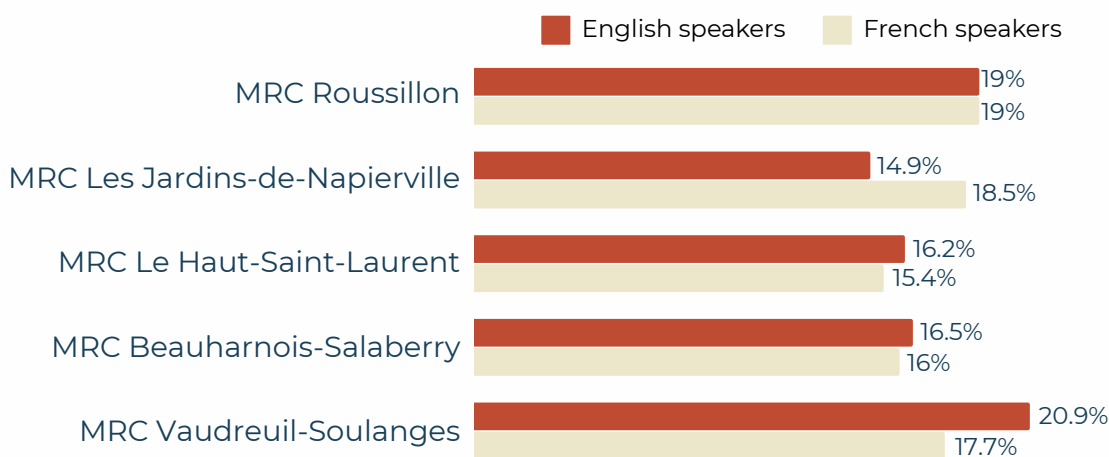


Seniors
65+ years

Provide opportunities for seniors and caregivers to participate in physical, social, and cognitive activities, reducing isolation and preserving their health and independence.

Age Groups - Children 0-14 Years

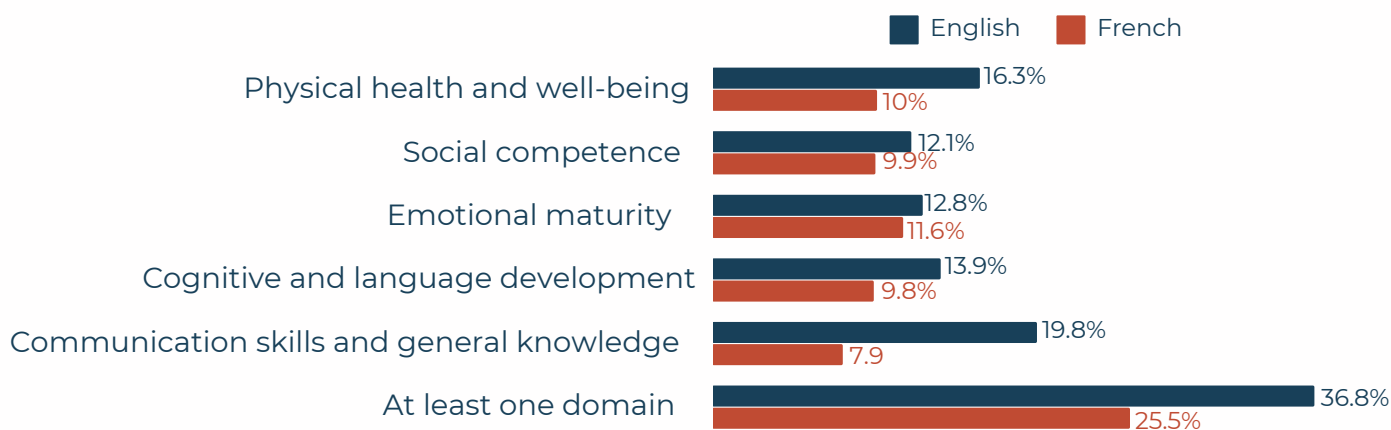
Proportion of children in the English- and French-speaking population



The Vaudreuil-Soulanges MRC has significantly more English-speaking children between the ages of 0-14 than French-speaking children.

Montérégie Administrative Region

Proportion of vulnerable children in kindergarten by domain of development and mother tongue (2017)



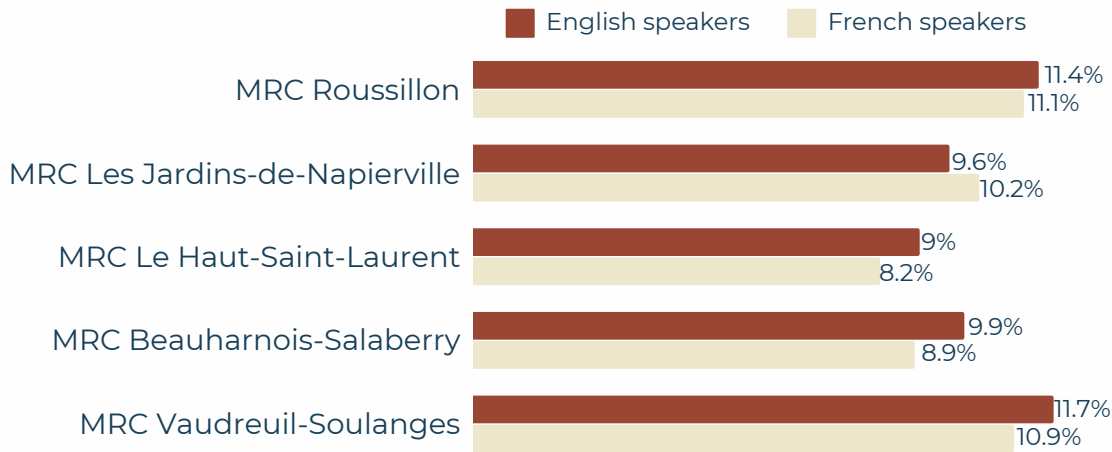
L'Institut de la statistique du Québec developed the Quebec Survey of Child Development in Kindergarten (Enquête québécoise sur le développement des enfants à la maternelle, EQDEM[1]) as a tool to measure the development of kindergarten children.

English-speaking kindergartners are more vulnerable in all five domains and much more vulnerable overall than French-speaking kindergartners.

[1] Institut de la statistique de Québec. Québec Survey of Child Development in Kindergarten (QSCDK) <https://statistique.quebec.ca/fr/enquetes/realisees/enquete-quebecoise-sur-le-developpement-des-enfants-a-la-maternelle-eqdem>

Age Groups - Youth 15-24 Years

Proportion of youth in the English- and French-speaking population



The Les Jardins-de-Napierville MRC is the only MRC in Montérégie-West where there is a higher proportion of French-speaking youth than English-speaking peers.

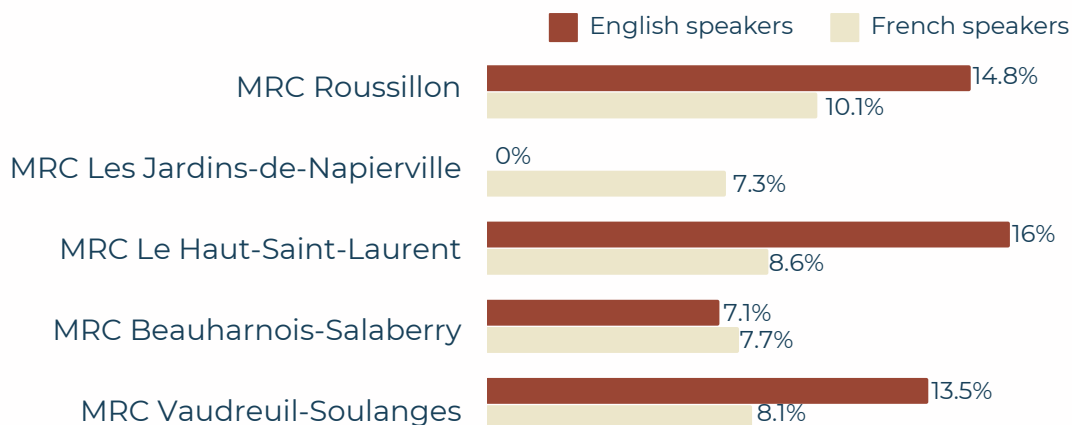
The number of unemployed youth are as follows for Montérégie-West:

- Roussillon:** 3775
- Les Jardins-de-Napierville:** 205
- Le Haut-Saint-Laurent:** 600
- Beauharnois-Salaberry:** 340
- Vaudreuil-Soulanges:** 6,430

English-speaking youth are much more likely than their French-speaking peers to be unemployed. This is true of all MRCs except Beauharnois-Salaberry and Les Jardins-de-Napierville MRCs.

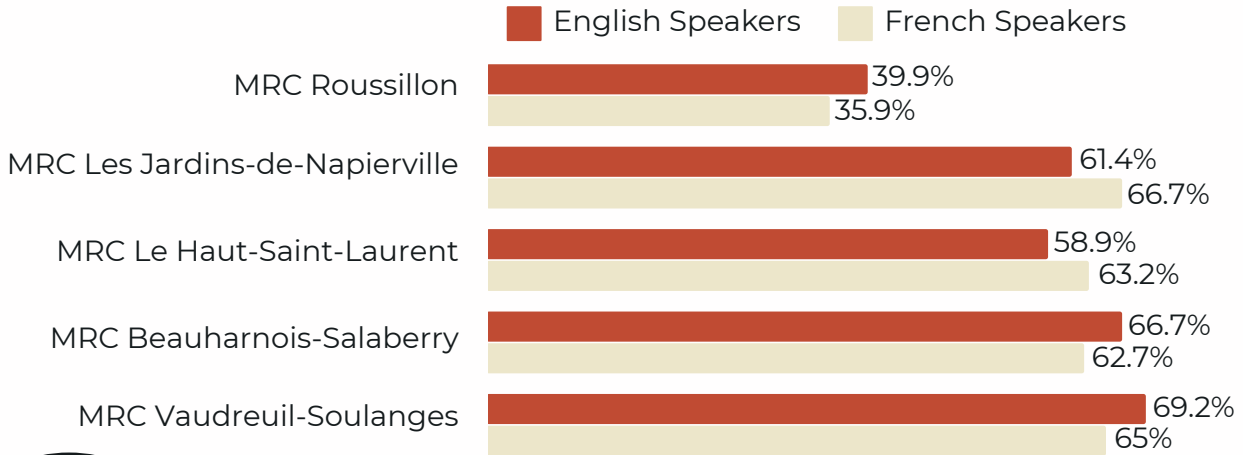
Among English- and French-speaking youth 15-24

Unemployment rate



Age Groups - Adults 25-64 Years

Proportion of adults 25-64 in the English-and French-speaking population



English speakers are more likely to be between the ages of 24 and 64 than French speakers in Beauharnois-Salaberry and Vaudreuil-Soulanges.

The number of unemployed adults for the four MRCs:

- Roussillon:** 1,300
- Les Jardins-de-Napierville:** 30
- Le Haut-Saint-Laurent:** 195
- Beauharnois-Salaberry:** 145
- Vaudreuil-Soulanges:** 5,620

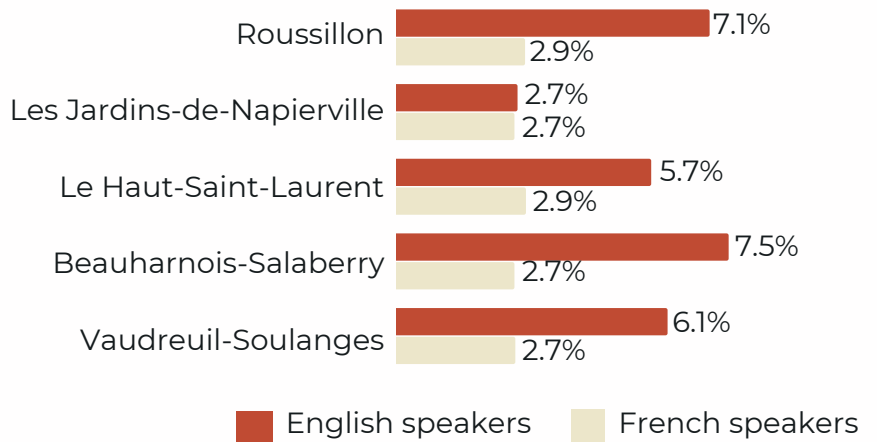
The unemployment rate is much higher among English speakers than among French speakers. This is true of all MRCs except the Les Jardins-de-Napierville MRC.

Among adults, age 25-64

Unemployment rate

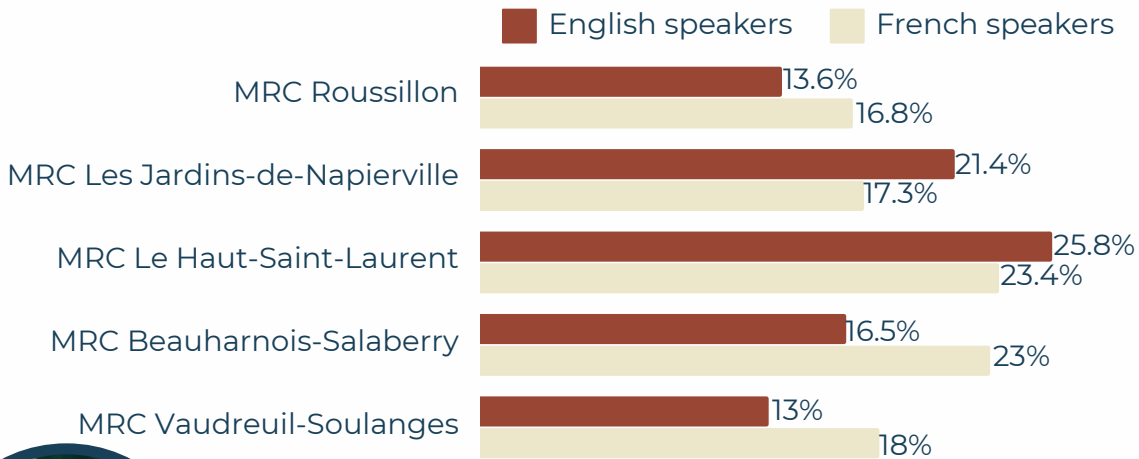
English speakers with no high school diploma

- Roussillon: 1,430
- Les Jardins-de-Napierville: 145
- Le Haut-Saint-Laurent: 470
- Beauharnois-Salaberry: 240
- Vaudreuil-Soulanges: 1,990



Age Groups - Seniors 65 Years+

Proportion of seniors 65 years+ in the English- and French-speaking population



There is a significantly higher proportion of French-speaking seniors compared to English-speaking seniors in Les Jardins-de-Napierville and Le Haut-Saint-Laurent MRCs.

The number of senior English speakers per MRC are as follows:

- Roussillon:** 4,515
- Les Jardins-de-Napierville:** 460
- Le Haut-Saint-Laurent:** 1,730
- Beauharnois-Salaberry:** 570
- Vaudreuil-Soulanges:** 7,110

Number of senior English speakers living alone

MRC	65+ years living alone
Roussillon	1,165
Les Jardins-de-Napierville	115
Le Haut-Saint-Laurent	505
Beauharnois-Salaberry	180
Vaudreuil-Soulanges	1,470

Summary

MWCN is a key resource in the Montérégie-West region to help English speakers connect to the services they require and to collaborate with regional partners in developing new programs for emerging needs.

English-speaking population numbers

- English speakers have a much higher proportion of visible minorities than French speakers.
- Almost half (48.3%) of English speakers in Montérégie-West are between the ages of 25 and 64.



Employment, Income & Education

English speakers are more likely to have higher levels of education, be earning lower incomes, and be unemployed than French speakers

Mobility & Living Conditions

English speakers have less vulnerable living conditions and more movers from outside Canada than French speakers.



